





Workday - Jira Integration using Onward Apps.

 Jira Service Management



Swipe






Step 1

Position filled or Requisition Closed in Workday Recruiting. Lightweight Workday Studio Integration creates a shell Jira issue.

Swipe






Step 2



OnLink enriches data in the Jira issue. This will allow business users to complete their activity in Jira.

Swipe







Step 3

Business Users complete their actions in Workday and Jira. Candidate is now ready to be hired in Workday.

Swipe






Step 4



OnRamp pulls the new hire from Workday and updates Jira issue with additional data.

Swipe






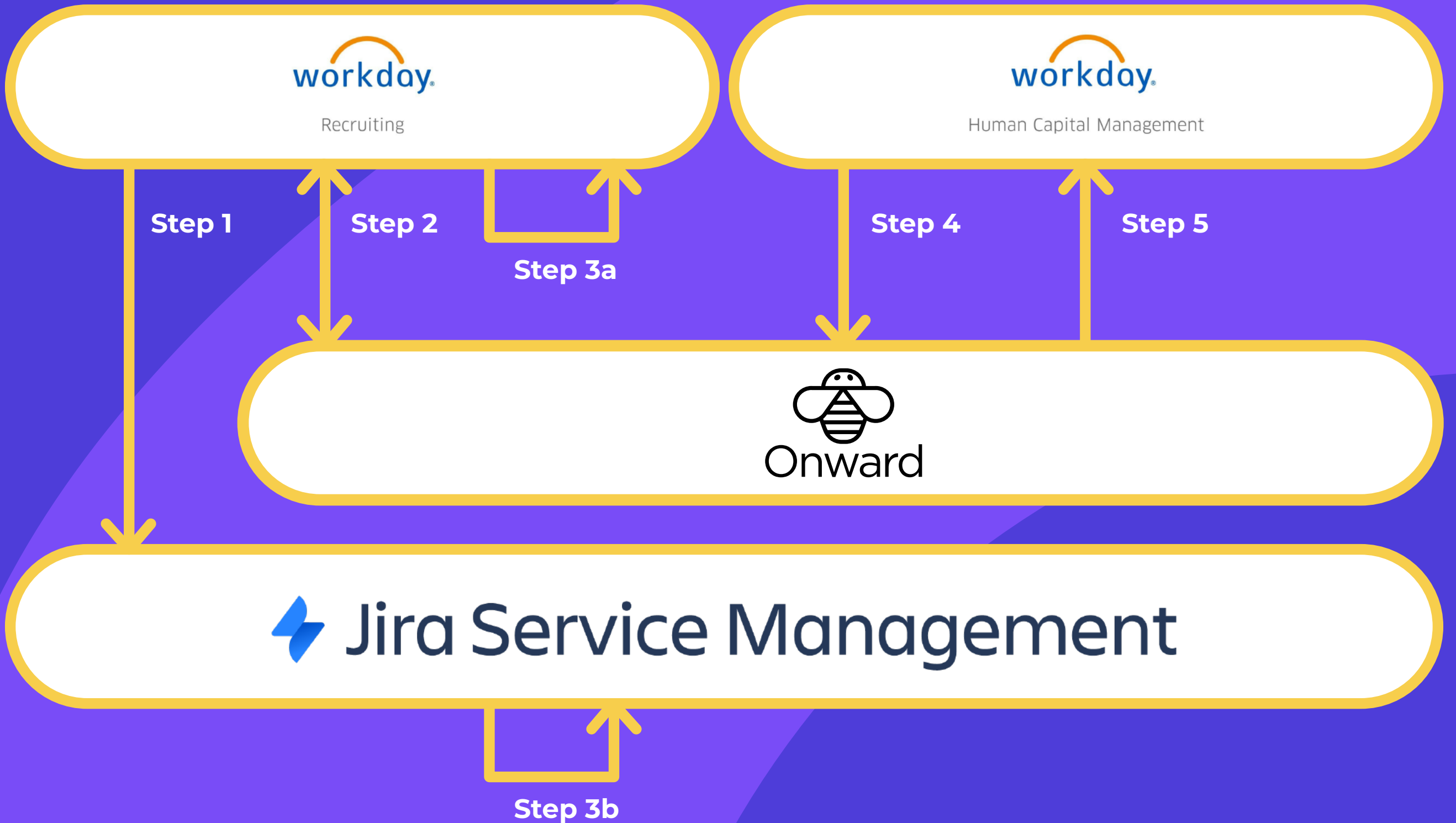
Step 5




OnLink pushes any data updated in Jira back to Workday (e.g. contact information, etc)

Swipe






Swipe



**Looking to automate
HR Service Management
tasks?**

Try



Onward

Today